



Sable 575-590w

High efficiency bifacial modules

TOPCon 182*199mm


• MODULE ADVANTAGE

- Multi-Busbar technology
- Superior load capacity
- High module efficiency
- Excellent low-light performance
- Lower annual attenuation
Longer warranty
- Low BOS and LCOE
- Reduce hot spot effect
- Higher bifaciality

• QUALITY SYSTEM

ISO9001 / ISO14001 / ISO45001

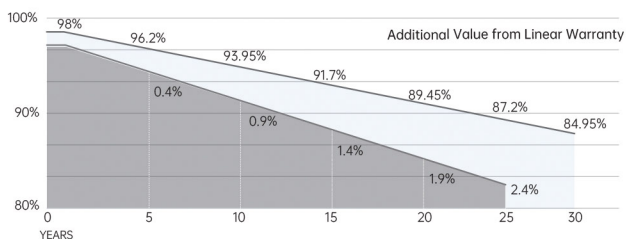
• PRODUCT CERTIFICATION



• INSURANCE

PICC

• WARRANTY



15 YEARS Guarantee on product material and workmanship

30 YEARS Linear power output warranty

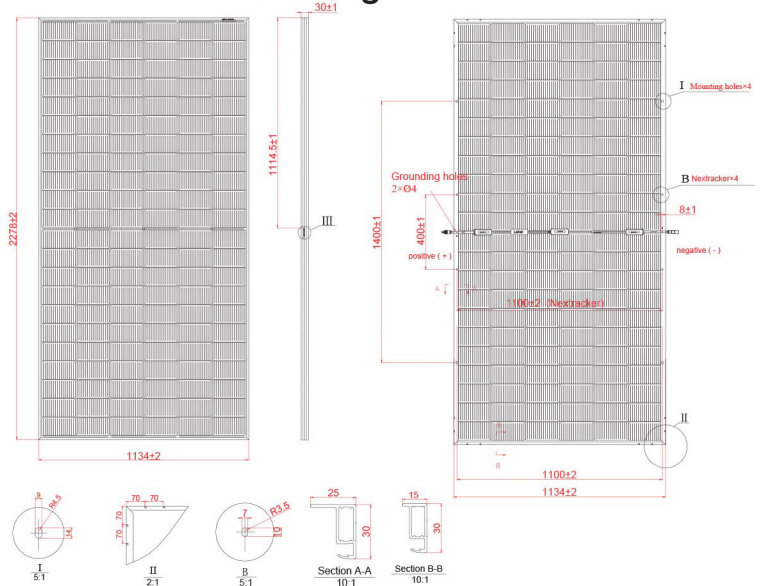
Mechanical Specifications

External Dimension	2278 x 1134 x 30 mm
Weight	32.0 kg
Solar Cells	TOPCon 182 x 99.5mm (132pcs)
Front / Back Glass	2.0mm AR coating semi-tempered glass, low iron
Frame	Anodized aluminium alloy
Junction Box	IP68, 3 diodes
Output Cables	4.0mm ² , 250mm(+)/350mm(-) or Customized Length

Packing Configuration

Container	40'HQ	40'HQ
Pieces per Pallet	36	36
Pallets per Container	4	20
Pieces per Container	144	720

Technical drawing



Electrical Characteristics

Module Type	EP-575-BTC-BG			EP-580-BTC-BG			EP-585-BTC-BG			EP-590-BTC-BG		
	Front STC	Front NOCT	Back STC	Front STC	Front NOCT	Back STC	Front STC	Front NOCT	Back STC	Front STC	Front NOCT	Back STC
Maximum Power P_{mp} (W)	575	431	460	580	435	464	585	439	468	590	443	472
Open Circuit Voltage V_{oc} (V)	48.00	45.60	47.98	48.20	45.79	48.18	48.40	45.98	48.38	48.60	46.17	48.58
Short Circuit Current I_{sc} (A)	15.15	12.12	12.12	15.20	12.16	12.16	15.25	12.20	12.20	15.30	12.24	12.24
Maximum Power Voltage V_{mp} (V)	40.23	37.75	40.21	40.45	37.92	40.43	40.65	38.11	40.63	40.86	38.31	40.84
Maximum Power Current I_{mp} (A)	14.28	11.42	11.42	14.34	11.47	11.47	14.39	11.51	11.51	14.44	11.55	11.55
Module Efficiency STC- η (%)	22.26			22.45			22.65			22.84		
Power Tolerance (W)							(0, +4.99)					
Pmax Temperature Coefficient							-0.29 %/°C					
Voc Temperature Coefficient							-0.25 %/°C					
Isc Temperature Coefficient							+0.046 %/°C					

STC: Irradiance 1000 W/m² module temperature 25°C AM=1.5
Power measurement tolerance: +/-3%

Rear Side Power Gain(EP-590-BTC-BG)

Power Gain	10%	15%	20%	25%	30%
Maximum Power P_{mp} (W)	649	679	708	738	767
Open Circuit Voltage V_{oc} (V)	48.60	48.60	48.60	48.60	48.60
Short Circuit Current I_{sc} (A)	16.83	17.60	18.36	19.13	19.89
Maximum Power Voltage V_{mp} (V)	40.86	40.86	40.86	40.86	40.86
Maximum Power Current I_{mp} (A)	15.88	16.61	17.33	18.05	18.77

Application Conditions

Maximum System Voltage	1500V DC
Maximum Series Fuse Rating	30 A
Operating Temperature	-40~+85 °C
Nominal Operating Cell Temperature	45±2 °C
Bifaciality	80%±5%
Mechanical Load	Front side 5400 Pa / Back side 2400 Pa

I-V Curve

